


# Quik-Freezer™

PORTABLE PIPE FREEZING EQUIPMENT



**COB**  
INDUSTRIES, INC.

# Qwik-Freezer™

## Simplifies Pipe Repair or Modification

### The Qwik-Freezer™ Technique

The Qwik-Freezer™ kit is easy to use. A specially-designed jacket is wrapped around the pipe at the point where the freeze is required. A nozzle on the jacket is then coupled to a cylinder of liquid CO<sub>2</sub> by means of a high pressure hose. When the liquid CO<sub>2</sub> is injected into the space between the jacket and the pipe, it immediately expands to form solid carbon dioxide (dry ice) at a temperature of -109°F (-78°C). This low temperature quickly freezes the contents forming a secure "ice plug" which seals the pipe.

The "ice plug" forms only in the section of pipe covered by the jacket so the resulting rise in pressure is very small, and there is no damage to the pipe. The technique can be used safely on iron, lead, stainless steel, copper, brass and plastic pipe.

### Major Advantages


- Saves valuable time normally lost draining down and refilling a system
- Avoids complete shutdown of systems and equipment (as in a sprinkler or water supply system)
- Prevents waste of large amounts of water
- Eliminates handling of wasted water
- Safe and cost effective

### For Use in Many Industries


Office and commercial buildings  
Petro/chemical refineries  
Food & beverage plants  
Municipalities  
Hospitals/nursing homes  
Industrial plants  
Water treatment facilities  
Conventional & nuclear power plants  
Residential  
Restaurants  
Ships  
Schools/universities  
Hotels/motels  
Water utilities  
Aerospace



QWIK-FREEZER™ IS USED TO MAKE A DOUBLE FREEZE ON A PIPE IN ORDER TO ISOLATE A VALVE.



A FREEZE IS MADE UPSTREAM FROM A VALVE. THE DOWNSTREAM SIDE IS THEN DRAINED AND THE VALVE REMOVED.



PIPE CAPACITY: 1/8" TO 8" DIAMETER



# Qwik-Freezer™ Standard Equipment

## Qwik-Freezer™ Kits Standard Equipment:

Insulating pipe jackets  
CO<sub>2</sub> cylinder(s)  
Reinforced high pressure hose  
Fittings  
Insulated work gloves  
Rubber mallet  
Safety glasses  
Operating manual  
Timing log  
Rigid fibre carrying case  
See table for exact contents.



## Qwik-Freezer™ Jackets:

- QF 101 for 3/8" (9.375mm) to 3/4" (18.75mm) pipe size
- QF 102 for 3/4" (18.75mm) to 1 1/2" (37.5mm) pipe size
- QF 103 for 1 1/2" (37.5mm) to 3" (75mm) pipe size
- QF 104 for 3" (87.5mm) to 4" (100mm) pipe size
- QF 106 for 5" (125mm) to 6" (150mm) pipe size
- QF 108 for 7" (175mm) to 8" (200mm) pipe size

## CO<sub>2</sub> Cylinder

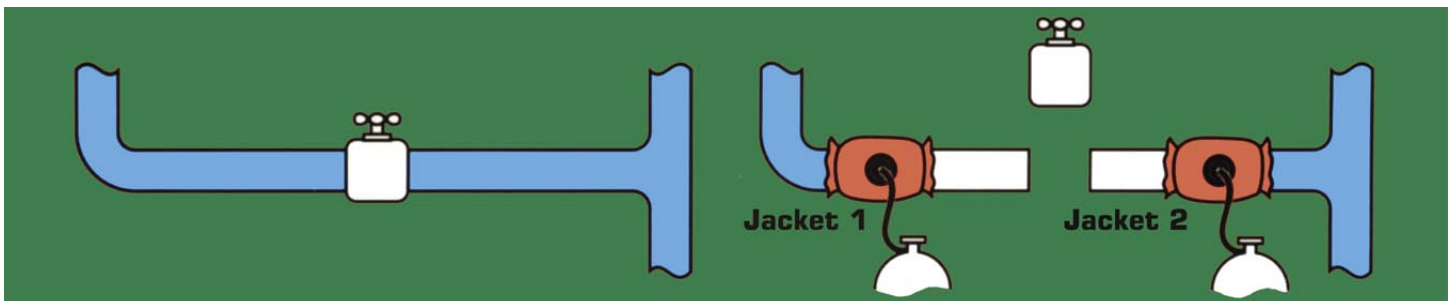
COB provides specially adapted liquid CO<sub>2</sub> cylinders for use with Qwik-Freezer™ equipment. The COB QFAL 20, a 20-lb. aluminum cylinder with protective handle, is supplied with 3/8" to 3" kits.

A 50-lb. aluminum cylinder, COB QFAL 50, is supplied with 4"-8" kits as standard equipment.

CO<sub>2</sub> cylinders can be filled by local welding and carbonic gas distributors.

## A Typical Qwik-Freezer™ Application: Replacing a defective valve.

The water is brought to a static condition. The Qwik-Freezer™ jacket (orange) is then wrapped around the pipe, Jacket #1, at a nearby upstream location. Injecting liquid CO<sub>2</sub> into the jacket rapidly freezes the water in the pipe, permitting valve removal for servicing or replacement. Jacket #2 shows position of a second



Qwik-Freezer™ jacket and tank used when a double freeze is required to block flow on both sides of the valve.



**NOW AVAILABLE FROM COB INDUSTRIES: QF815 TIMING BOARD ACCESSORY.**



**6" JACKET (QF 106)**



**DRY ICE**



**8" (203MM) PIPE FREEZING KITS**  
FOR FREEZING PIPES LARGER THAN 8" (203MM) IN DIAMETER, AND SPECIAL JOBS ON SMALLER PIPE LINES, CALL OUR TRAINED ENGINEERS TO DISCUSS YOUR SPECIFIC APPLICATION.

## Qwik-Freezer™ Pipe Freezing Tables

The tables below are for typical freezing of static water at 68°F in Schedule 40 steel pipe. Higher temperatures will require additional injection and waiting periods. Plastic pipe will take up to 3 times longer. Refer to Operating Manual for detailed instructions. For freezing applications on pipes larger than 8" (203mm) in diameter, please contact COB Industries for information.

### 3/8" to 3" FREEZING TABLE

PIPE JACKET	QF101 (8 INCHES)		QF102 (12 INCHES)		QF103 (14 INCHES)	
	1/2"	3/4"	1"	1 1/2"	2"	3"
Pipe Size	(12.5mm)	(18.75mm)	(25mm)	(27.5mm)	(50mm)	(75mm)
No. of Injections	2	2	3	4	3	6
Injection Time	1 min	1 min	1 min	1 min	5 min	5 min
Waiting Time	3 min	3 min	5 min	5 min	5 min	5 min
Total Time Required	8 min	8 min	18 min	24 min	30 min	60 min
Approx CO <sub>2</sub> Required	1 lb	1 lb	3 lbs	6 lbs	18 lbs	36 lbs

### 4" to 8" FREEZING TABLE

PIPE JACKET	QF104 (20 INCHES)		QF106 (28 INCHES)		QF108 (33 INCHES)	
	3"	4"	5"	6"	7"	8"
Pipe Size	(75mm)	(100mm)	(125mm)	(150mm)	(175mm)	(203mm)
No. of Injections	6	7	9	11	15	17
Injection Time	6 min	8 min	12 min	12 min	12 min	12 min
Waiting Time	8 min	10 min	8 min	8 min	8 min	8 min
Total Time Required	84 min	126 min	190 min	220 min	310 min	340 min
Approx CO <sub>2</sub> Required	42 lb	65 lb	243 lbs	297 lbs	405 lbs	475 lbs

## Qwik-Freezer™ Pipe Freezing Kits

### 3/8" to 3" PIPE FREEZING KITS

These kits contain the following standard accessories: gloves, rubber mallet, timing log, safety glasses, operating manual, and carrying case. Individual items (jackets) may also be ordered separately.

KIT NO.	QF101 8" (203mm) Jacket	QF102 12" (305mm) Jacket	QF103 14" (356mm) Jacket	QF800 Hose (10ft)	QFAL 20 20lb. CO <sub>2</sub> Cylinder	QF801 Valve Adapter
<b>QF1500</b>	1	1	-	1	1	1
3/8" (9.375mm) to 1 1/2" (37.5mm) pipe						
<b>QF2000</b>	-	1	-	1	1	1
3/4" (18.75mm) to 1 1/2" (37.5mm) pipe						
<b>QF2200</b>	-	2	-	2	2	2
3/4" (18.75mm) to 1 1/2" (37.5mm) pipe (Double Freeze)						
<b>QF3000</b>	1	1	1	2	2	2
3/8" (9.375mm) to 3" (75mm) pipe						


# Qwik-Freezer™

## Pipe Freezing Kits

### 4" to 8" PIPE FREEZING KITS

These kits contain the following standard accessories: gloves, rubber mallet, timing log, safety glasses, operating manual, and carrying case. Individual items (jackets) may also be ordered separately. Refer to the price list for a complete parts listing.

KIT NO.	QF101 8" JKT (203mm)	QF102 12" JKT (305mm)	QF103 14" JKT (356mm)	QF104 20" JKT (508mm)	QF106 28" JKT (711mm)	QF108 33" JKT (838mm)	QF800B Hose (16ft)	QF801 Valve Adaptor	QF802 T- Connector	QF815 Timing Board	QFL50 50lb CO <sub>2</sub> Cylinder
<b>QF4000</b> 3/8" to 4" pipe	1	1	1	1	-	-	4	2	2	1	2
<b>QF4100</b> 3" to 4" pipe	-	-	-	1	-	-	4	2	2	1	2
<b>QF6000</b> 3/8" to 6" pipe	1	1	1	1	1	-	4	4	2	1	6
<b>QF6100</b> 5" to 6" pipe	-	-	-	-	1	-	3	4	2	1	6
<b>QF8000</b> 3/8" to 8" pipe	1	1	1	1	1	1	4	4	2	1	12
<b>QF8100</b> 7" to 8" pipe	-	-	-	-	-	1	4	4	2	1	12



## Accu-Freeze™ (patented)

### The Controlled Liquid Nitrogen Pipe Freezing System

Throughout Qwik-Freezer's twenty-five years of pipe freezing and maintenance our customers have requested pipe-freezing systems that will:

- Be able to freeze larger diameter pipe
- Control the entire freeze process

In response to this, COB Industries introduces Accu-Freeze™, the world's first controlled liquid nitrogen pipe freezing system. An Accu-Freeze™ ice plug starts with wrapping copper tubing and specially designed insulated jacket around the section of pipe to be frozen. The liquid nitrogen is supplied by your local welding or gas distributor. The nitrogen is then injected through our patented control system. By constantly reading the surface temperature of the pipe, the Accu-Freeze™ system controls the flow of liquid nitrogen through the wrap and accurately and safely forms an ice plug in lines up to 12 inch diameter.

# Qwik -Freezer™

## Equipment Operating Procedures

### Setup Preparations

- Be sure there is enough **liquid** CO<sub>2</sub> on hand for the job.
- Be sure there is no flow of water through pipe.
- Connect hose to nozzle on jacket and to cylinder.
- Fit the jacket around the pipe. Always keep the jacket at least 16" (406mm) or more from the point of repair if a torch is to be used and 24" (609mm) or more from the nearest closed connection.

### Beginning the Freeze

- Open COB cylinder valve fully and inject **liquid** CO<sub>2</sub> (for times, see table)
- During the freezing period, distribute the dry ice around the pipe by pressing the jacket firmly or tapping the jacket with the rubber mallet supplied with kit. Wear gloves and safety glasses.

### Proceeding with Repair

- Frost forms on the outside of the pipe near the edges of the jacket when the contents are frozen. The pipe is now sealed by the ice plug and repairs can be carried out.
- Make an additional injection every 15 minutes. This procedure will maintain the freeze for as long as required. Extra cylinders required.
- Upon finishing repair, remove jacket and allow pipe to thaw naturally. Do not use a torch. The water system should return to normal in a matter of minutes.

### CO<sub>2</sub> Cylinder

- The COB QFAL20 cylinder weighs 27 lbs. empty and 47 lbs. full. When full, it contains 18 lbs. of usable **liquid** CO<sub>2</sub> and 2 lbs. of residual gas.
- The COB QFAL50 cylinder weighs 49 lbs. empty and 99 lbs. full. When full it contains 48 lbs. of usable **liquid** CO<sub>2</sub> and 2 lbs. of residual gas. The residual gas cannot be used for freezing.
- Always weigh your cylinder before attempting a freeze to ensure that more than enough CO<sub>2</sub> is available to do the job safely.

### Safety Precautions

- AS CO<sub>2</sub> is heavier than air, care should be taken to disperse CO<sub>2</sub> in confined and low lying areas. Always provide good ventilation in the work area.



**Call us for more information on our complete line of low, medium and high pressure test plugs**

**LOW PRESSURE NYLON EXPANSION PLUGS  
0.5" to 6"**



**QWIK-FIT CYLINDER PLUGS**



**OLS PIPE PLUG/FLOW STOPPER**



**FLEX ODS BYPASS PLUG**



**MEGAPLUG®**



**CAST ALUMINUM EXPANSION PLUGS  
1 1/2" TO 36"**



**QWIK-HIGH PRESSURE PIPE STOPPERS  
0.5" to 24"**



**INFLATABLE SEAL PLUGS  
Low and Medium Pressure**



**QWIK-HIGH PRESSURE EXTERNAL CLOSURE**



**QWIK-SEALFAST INFLATABLE PLUGS  
4" TO 72"**



**BAG PLUGS  
2" to 72"**



**QWIK-SOCKET WELD PLUG**



COB INDUSTRIES, INC.  
PO Box 361175 • Melbourne, FL 32936-1175

## Qwik -Freezer™

Qwik-Freezer™ equipment utilizes liquid carbon dioxide (CO<sub>2</sub>) to freeze stationary water in selected sections of pipe or tubing. By producing very low “dry ice” temperatures, Qwik-Freezer™ forms a secure in-line ice plug. This temporarily isolates the water in the system and allows repairs or modifications to be made without draining down or shutting off systems.

**COB INDUSTRIES, INC.**

PO Box 361175 • Melbourne, FL 32936-1175 • 321.723.3200 • 1.800.431.1311 • [www.cob-industries.com](http://www.cob-industries.com)